



FUNCTIONAL LEARNING DEMO

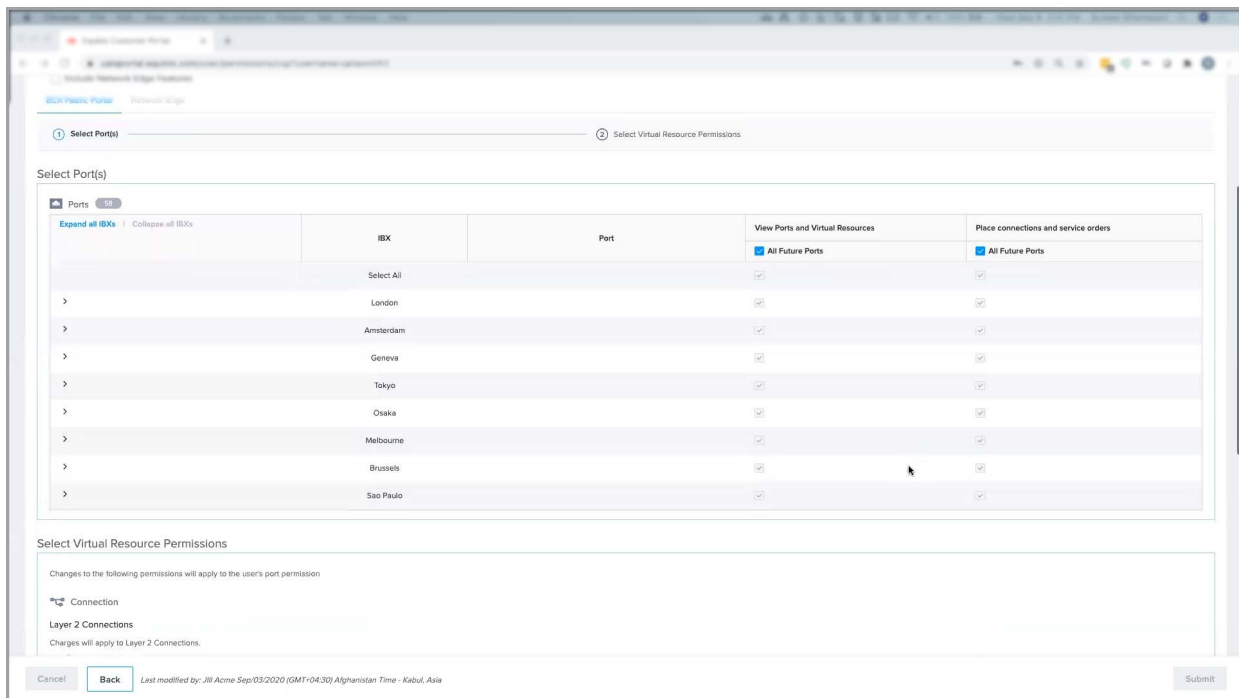
User Permissions Management Removing All Permissions on Equinix ECX Fabric

Release 2020.1.1

Suveer Dhamejani, Principal Product Manager

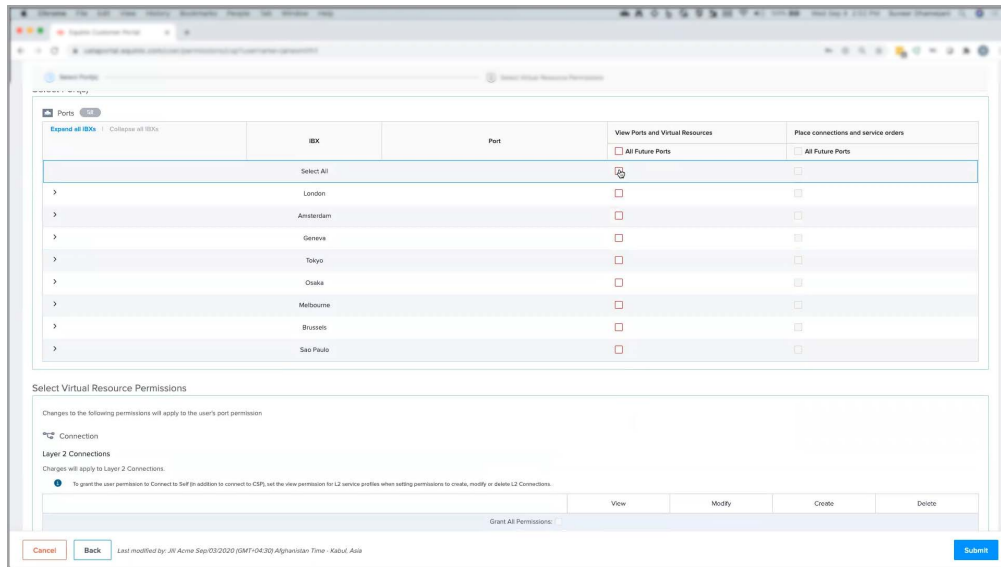
Hi, I'm **Suveer Dhamejani** and I'm an Equinix Principal Product Manager and I'm part of Equinix's Interconnection Product Management team. In this video I'm going to show you how to remove a user's ability to manage any virtual resource in the ECX Fabric portal.

I'm logged into the Equinix Customer Portal as a Customer Master Administrator and am looking at the current permissions of an existing user in my Organization. As you can see, this user currently has access to both Viewing Ports, as well as to Place Connection and Service Orders on all ports in my Organization. This setting means that this user currently has complete access to performing all actions which include create, view, modify and delete, on all available ECXF Virtual Resources on these ports.

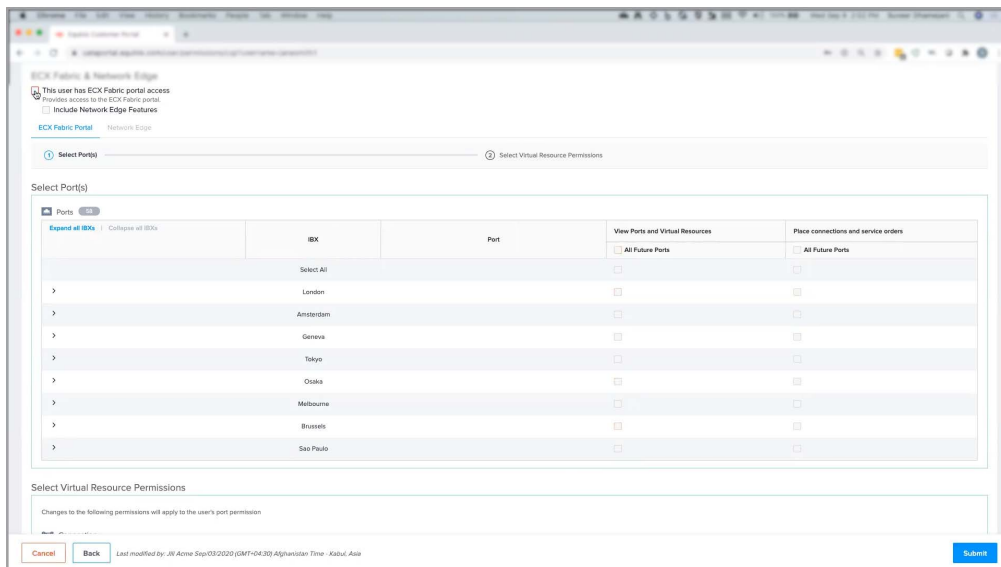


REMOVING ALL PERMISSIONS ON EQUINIX ECX FABRIC

In order to limit the user to view-only capability on ECXF virtual resources, all I need to do is uncheck the All Future Ports and Select All boxes in the Place Connections and Service Orders category. As you can see, doing so, unchecked all the boxes for Virtual Resource permissions, except the View box. At this point, the user has no ability to create, delete or modify any virtual resource on the ports. If I want to further restrict the user from view-only capability, I can uncheck the All Future Ports and Select All boxes in the View Ports and Virtual Resources category. At this point, the user will be left with only the ability to log into the ECXF portal, but not perform any other actions as no ports will be visible to the user.



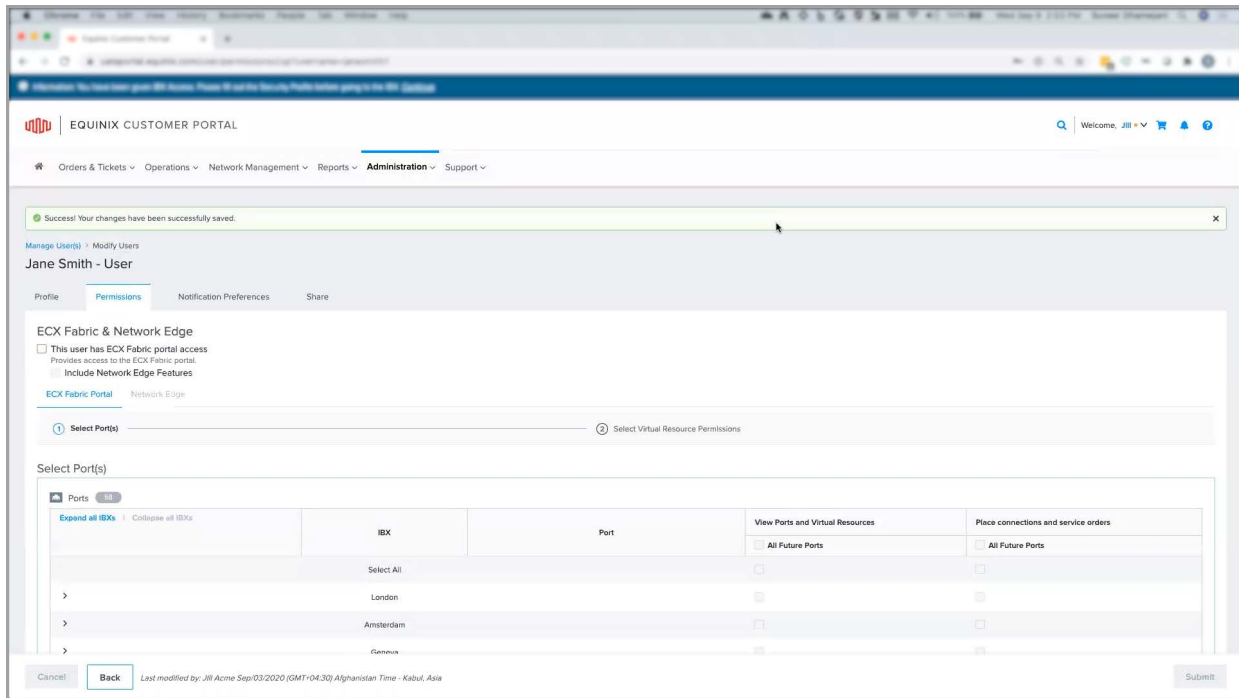
I can apply another level of restriction by unchecking this box here, which would remove the ability for this user to even access the ECXF portal.



REMOVING ALL PERMISSIONS ON EQUINIX ECX FABRIC



Once these changes have been submitted and saved successfully, these new restrictions on this user's privileges will be enforced for the user when they login to the ECXF portal and begin a new session.



That concludes this demo. Thanks for watching!